



STRIVE

Investor Update

May 2026

DISCLAIMER

This presentation is neither an offer to sell nor a solicitation of an offer to buy any securities of Strive, Inc. (“Strive”, the “Company”, “we”, “us” or “our”), and shall not constitute an offer, solicitation, or sale in any jurisdiction in which such offer, solicitation, or sale is unlawful. The Company has filed with the U.S. Securities and Exchange Commission (the “SEC”) a registration statement on Form S-3 (including a prospectus) and a preliminary prospectus supplement to the prospectus for the offering to which this presentation relates. Before you invest, you should read the preliminary prospectus supplement and accompanying prospectus in that registration statement and the documents incorporated by reference or filed as exhibits to the registration statement for more complete information about the Company and this offering. You may obtain these documents once filed and other documents for free by visiting EDGAR on the SEC website.

No representation or warranty of any kind (whether express or implied) is given by the Company or any of its affiliates or any of their respective directors, officers, employees, advisors, agents or representatives (collectively, the “Representatives”) (and any warranty expressed or implied by law is hereby excluded to the fullest extent possible) as to the accuracy or completeness of the content of this presentation or of any other document or written or oral information supplied at any time by or on behalf of the Company or of any opinions or predictions expressed herein or therein (including, without limitation, in respect of the accuracy, completeness, timeliness, or sufficiency of this presentation), nor is any such party under any obligation to update this presentation or correct any inaccuracies or omissions in it which may exist or become apparent. To the maximum extent permitted by law, the Company and its Representatives disclaim any and all liability relating to this presentation and none of the Company nor any of its Representatives shall have any liability to any party for any claim, loss, damage or liability in any way arising from or relating to the use or review of this presentation (including, without limitation, any actions or inactions, reliance or decisions based upon this presentation), any errors in, or omissions from, this presentation (including, without limitation, the correctness, accuracy, completeness, timeliness, sufficiency, quality, pricing, reliability, performance, adequacy, or reasonableness of the information contained in this presentation), or otherwise in connection with this presentation. To the maximum extent permitted by law, none of the Company nor any of its Representatives will be liable, in any event, for any special, indirect, consequential or punitive loss or damage of any kind arising from, relating to or in connection with this presentation. The Company does not provide, and this presentation does not constitute, any form of legal, accounting, taxation, regulatory, or actuarial advice.

Forward Looking Statements. Statements in this presentation, including those regarding the possible or assumed future or other performance of the Company or its industry or other trend projections, constitute forward-looking statements and are made pursuant to the safe harbor provisions of the U.S. Private Securities Litigation Reform Act of 1995, Section 27A of the Securities Act of 1933, as amended (the “Securities Act”), and Rule 175 promulgated thereunder, and Section 21E of the Exchange Act and Rule 3b-6 promulgated thereunder. Examples of forward-looking statements in this presentation include, but are not limited to, express or implied statements regarding the outlook and expectations of Strive and its subsidiaries, the strategic benefits and financial benefits of the merger transaction with Semler Scientific, Inc. (the “merger transaction”), including the expected impact of the merger transaction on Strive’s future financial performance and the ability to successfully integrate the combined businesses, and Strive’s intentions with respect to adjusting the Variable Rate Series A Preferred Stock (“SATA Stock”); monthly regular dividend rate per annum. Such statements are often characterized by the use of qualified words (and their derivatives) such as “may,” “will,” “anticipate,” “could,” “should,” “would,” “believe,” “contemplate,” “expect,” “estimate,” “continue,” “plan,” “project,” “predict,” “potential,” “assume,” “forecast,” “target,” “budget,” “outlook,” “trend,” “guidance,” “objective,” “goal,” “strategy,” “opportunity,” and “intend,” as well as words of similar meaning or other statements concerning opinions or judgments of Strive and its management team about future events.

Forward-looking statements are based on assumptions as of the time they are made and are subject to risks, uncertainties and other factors that are difficult to predict with regard to timing, extent, likelihood and degree of occurrence, which could cause actual results to differ materially from anticipated results expressed or implied by such forward-looking statements as a result of various important factors. Other risks, uncertainties and assumptions, including, among others, the outcome of any legal proceedings that may be instituted against Strive or its subsidiaries; the possibility that the anticipated benefits of the merger transaction are not realized when expected or at all, including as a result of changes in, or problems arising from, implementation of Bitcoin treasury strategies and risks associated with Bitcoin and other digital assets, general economic and market conditions, interest and exchange rates, monetary policy, and laws and regulations and their enforcement; the diversion of management’s attention from ongoing business operations and opportunities; dilution caused by Strive’s issuance of additional shares of its Class A common stock or SATA Stock; potential adverse reactions of Strive’s clients and customers or changes to business or employee relationships, including those resulting from the completion of the merger transaction; and other factors that may affect future results of Strive or the future trading performance of its Class A common stock or SATA Stock. These factors are not necessarily all of the factors that could cause Strive’s actual results, performance or achievements to differ materially from those expressed in or implied by any of the forward-looking statements. Other factors, including unknown or unpredictable factors, also could harm Strive’s results. Although Strive believes that its expectations with respect to forward-looking statements are based upon reasonable assumptions within the bounds of its existing knowledge of its business and operations, there can be no assurance that the actual results of Strive will not differ materially from any projected future results expressed or implied by such forward-looking statements. Additional factors that could cause results to differ materially from those described above can be found in Strive’s Annual Report on Form 10-K for the fiscal year ended December 31, 2025, the preliminary prospectus supplement and registration statement and other documents subsequently filed by Strive with the SEC. You should not place undue reliance on forward-looking statements. They speak only as at the date of this presentation. Past performance does not guarantee or predict future performance. Moreover, the Company, Semler Scientific and their affiliates and their respective officers, employees and agents do not undertake any obligation to review, update or confirm expectations or estimates or to release any revisions to any forward-looking statements to reflect events that occur or circumstances that arise in relation to the content of the presentation.

DISCLAIMER (CONT.)

Market and Industry Data. Unless otherwise indicated, market data and certain industry forecast data used in this presentation were obtained from internal reports, where appropriate, as well as third-party sources and other publicly available information. While the Company believes that each of the publications used throughout this presentation are prepared by reputable sources, the Company has not independently verified market and industry data from third-party sources. In addition, assumptions and estimates of the Company and its industries' future performance are necessarily subject to a high degree of uncertainty and risk due to a variety of factors. These and other factors could cause future performance to differ materially from assumptions and estimates.


Illustrative Information. This presentation is provided as of the data hereof, does not purport to be all inclusive or necessarily contain all information that may be of interest to the recipient, and is subject to change, amendment, update, completion, and review without notice. In particular, please note that any illustrative return or dividend information are, at this stage, preliminary estimates only and have not been verified, audited or subjected to an independent accounting or auditing review. In particular, returns may vary depending on, amongst other factors, market conditions. The Company expressly disclaims any obligations to update the information in this presentation to the fullest extent permitted by applicable law. Any illustrative information included in this presentation is provided solely for illustrative purposes to enhance the reader's ability to assess our financial and business performance. Such illustrative information has not been verified, audited, or subject to an independent accounting or auditing review and is not indicative of historical, present, or future returns or outcomes. Any returns or outcomes may vary depending on, among other factors, market conditions. There can be no assurance that these illustrative results will result or be achieved, and actual results and outcomes may vary materially from these illustrative examples.

The SATA Stock is not collateralized by Strive's bitcoin holdings and only has a preferred claim on the residual assets of the Company. There is no guarantee for the SATA Stock of returns, liquidity, or future performance. The SATA Stock is neither a bank deposit, nor FDIC insured, nor regulated in the same way, and does not have the same regulatory and other protections as bank accounts, money market funds, treasuries, or similar investments and as a result may not be a comparable investment. The SATA Stock's variable annualized dividend rate as of December 15, 2025 is 12.25%, based on \$100 stated amount, the current trading price and effective yield may vary, the current rate is not indicative of future rate, the rate subject to monthly adjustment and may be significantly lower and the cash dividend is not guaranteed.

Strive is not a registered money market fund under the Investment Company Act of 1940, as amended, is not subject to the same protections as registered money market fund, and does not operate as a registered money market fund. Among other things, unlike money market funds, we (i) do not price SATA Stock or other securities based on our net asset value, (ii) are not required to hold any assets to back the SATA Stock, (iii) are not required by regulation to maintain any particular pricing or stable value, and (iv) are not subject to the same liquidity requirements as money market funds. Investors in SATA Stock will not receive the same investor protections as investors in registered money market funds.

Strive is not an exchange traded product ("ETP") or an exchange-traded fund ("ETF") registered under the Investment Company Act of 1940, as amended, is not subject to the same rules and regulations as an ETP or ETF, and does not operate as an ETP or ETF. In particular, unlike spot bitcoin ETPs, we (i) do not seek for our shares of Class A common stock to track the value of the underlying bitcoin we hold before payment of expenses and liabilities, (ii) do not benefit from various exemptions and relief under the Securities Exchange Act of 1934, as amended, including Regulation M, and other securities laws, which enable spot bitcoin ETPs to continuously align the value of their shares to the price of the underlying bitcoin they hold through share creation and redemption, (iii) are a Nevada corporation rather than a statutory trust, and do not operate pursuant to a trust agreement that would require use to pursue one or more stated investment objectives, (iv) are subject to federal income tax at the entity level and other risk factors applicable to an operating business, such as ours and (v) are not required to provide daily transparency as to our bitcoin holdings or our daily NAV.

DIVIDEND PAYING EQUITY
HISTORICAL TIMELINE



1610

1969

2026

BIANNUAL
DUTCH EAST INDIA CO.

MONTHLY
REALTY INCOME

STRIVE

SATA

THE FIRST SECURITY IN HISTORY
TO PAY DAILY DIVIDENDS

13% • PAID DAILY

*Not a money market fund. Designed to be **better** than one.*

STRIVE NOW HAS

ZERO DEBT

Strive is the first publicly traded company with a Bitcoin-backed,
Perpetual preferred ONLY amplification balance sheet.

STRIVE

THE DAILY DIVIDEND COMPANYTM

STRIVE FOR EXCELLENCE

1st

Corporation to pay daily dividends

SATA will begin paying daily dividends on June 16, 2026.

1st

Bitcoin treasury company with preferred equity-only amplification

Strive has no debt, no margin requirements, and no encumbered Bitcoin.

2nd

Bitcoin treasury company to IPO a perpetual preferred equity

Following only Strategy.

1st

Bitcoin treasury company to establish a USD dividend reserve

Strive has 18+ months of dividend coverage held in USD and Marketable Securities

1st

Highest Bitcoin amplification from preferred equity amongst BTCTCs

Current Bitcoin amplification¹ ratio over 40%.

1st

Acquisition of a Bitcoin treasury company

Strive acquired Semler Scientific in an all-stock transaction.

A MAJOR UPGRADE FOR SATA

01

Higher APY

02

Less Volatility


03

More Utility

HIGHER APY

THE APY LIFT: MONTHLY TO DAILY ADDS ~7.6 BPS

Effective APY by compounding frequency · same stated dividend rate



THE MATH

$$APY = (1 + r \div n)^n - 1$$

$r = 13.00\%$ (stated dividend rate)

$n = 12 \rightarrow APY 13.8032\%$

$n = 250 \rightarrow APY 13.8790\%$

Lift: +7.57 bps APY

Modest on its own.

Material at scale and in combination with the structural benefits.

WHAT 7.6 BPS IS WORTH IN DOLLARS

Per \$100 stated par · same dividend, only compounding frequency changes

1 YEAR

Monthly compounding

\$113.80

Daily compounding

\$113.88

Δ +\$0.08 per \$100

5 YEARS

Monthly compounding

\$190.89

Daily compounding

\$191.52

Δ +\$0.63 per \$100

10 YEARS

Monthly compounding

\$364.37

Daily compounding

\$366.81

Δ +\$2.44 per \$100

SCALED IMPACT On a \$100M position, daily compounding adds ~\$76,000 in year one and ~\$2.4M cumulatively over ten years — before any reinvestment of the lift itself.

SATA: A STEP-FUNCTION HIGHER IN INCOME

13% yield vs. money market, HYG, PFF, SCHD — on a \$1M allocation

Annual Yield (%)

SATA	13.0
HYG (High Yield)	6.4
PFF (Preferred)	6.3
Money Market	3.9
T-Bill (3-mo)	3.6
SCHD (Dividend)	3.3

Annual income on \$1M allocation

SATA	\$130,000
HYG (High Yield Bonds)	~\$64,000
PFF (Preferred Stock)	~\$63,000
Money Market Fund	~\$39,000
T-Bill (3-mo)	~\$36,000
SCHD (Dividend ETF)	~\$33,000

SATA generates **+\$91,000** more annual income
vs. money market on the same \$1M allocation

SATA HOLDERS GET CASH FASTER

The more frequent the dividend payments, the higher the APY


BEFORE

Monthly Payment

Once a month

JULY 2026

S	M	T	W	T	F	S
			1	2	3	4
5	6	7	8	9	10	11
12	13	14	15	16	17	18
19	20	21	22	23	24	25
26	27	28	29	30	31	



AFTER

Daily Payment

Every Business Day

JULY 2026

S	M	T	W	T	F	S
			1	2	3	4
5	6	7	8	9	10	11
12	13	14	15	16	17	18
19	20	21	22	23	24	25
26	27	28	29	30	31	

LEGEND

- Dividend payment date
- Federal holiday or weekend – markets closed

LESS VOLATILITY

WHERE SATA SITS TODAY

Variable Rate Series A Perpetual Preferred Stock · monthly dividend, paid in cash

13.00%

CURRENT DIVIDEND
RATE

raised from 12.75% on 15, 2026

Monthly

PREVIOUS PAY FREQUENCY

cumulative · stated par \$100

124

TRADING DAYS SINCE
IPO

IPO Nov 10, 2025

~\$1.2B

BTC BACKING

15,000 Bitcoin; No debt on
balance sheet

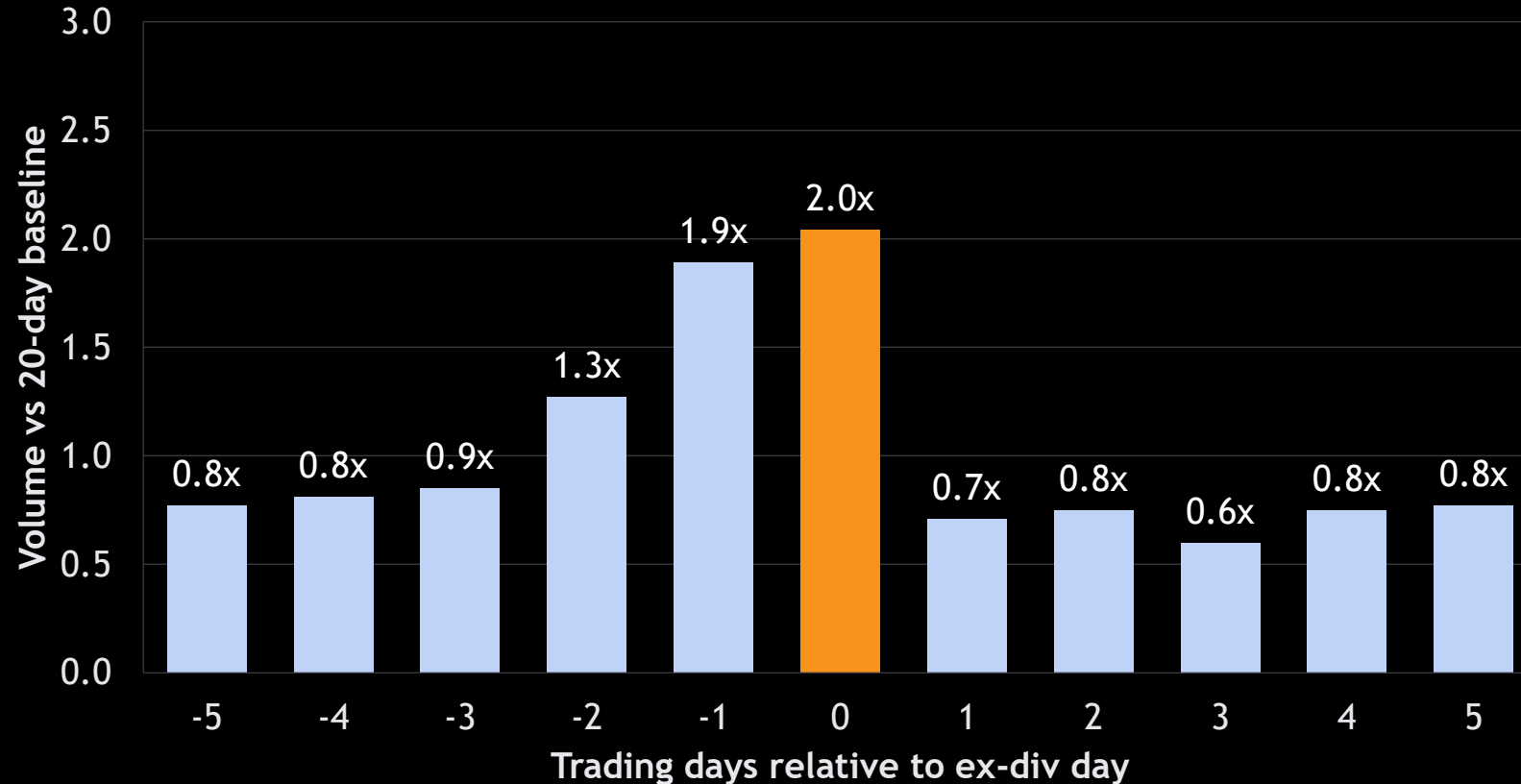
CURRENT EX-DIVIDEND MECHANISM

Twelve concentrated cash-flow events per year. Volume and price churn ramp into ex-div, dislocation tightens for a few sessions, then volume falls below baseline. The dividend mechanism itself is the largest non-fundamental driver of SATA price action today.

DIVIDENDS DRIVE LIQUIDITY

Volume concentrates at ex-div, then falls

20-day relative volume around 6 monthly ex-div proxy events · SATA, Nov 2025-May 2026



THE THESIS

Daily payments dissolve the event.

Today: two dates each month concentrates the trade.

Daily: every session is ex-div. No date matters.

Result: dispersed, lower realized volatility.


We believe more frequent dividends will drive more consistent liquidity

~21× MORE REINVESTMENT TOUCHPOINTS

12

MONTHLY


cash-flow events per year



~250

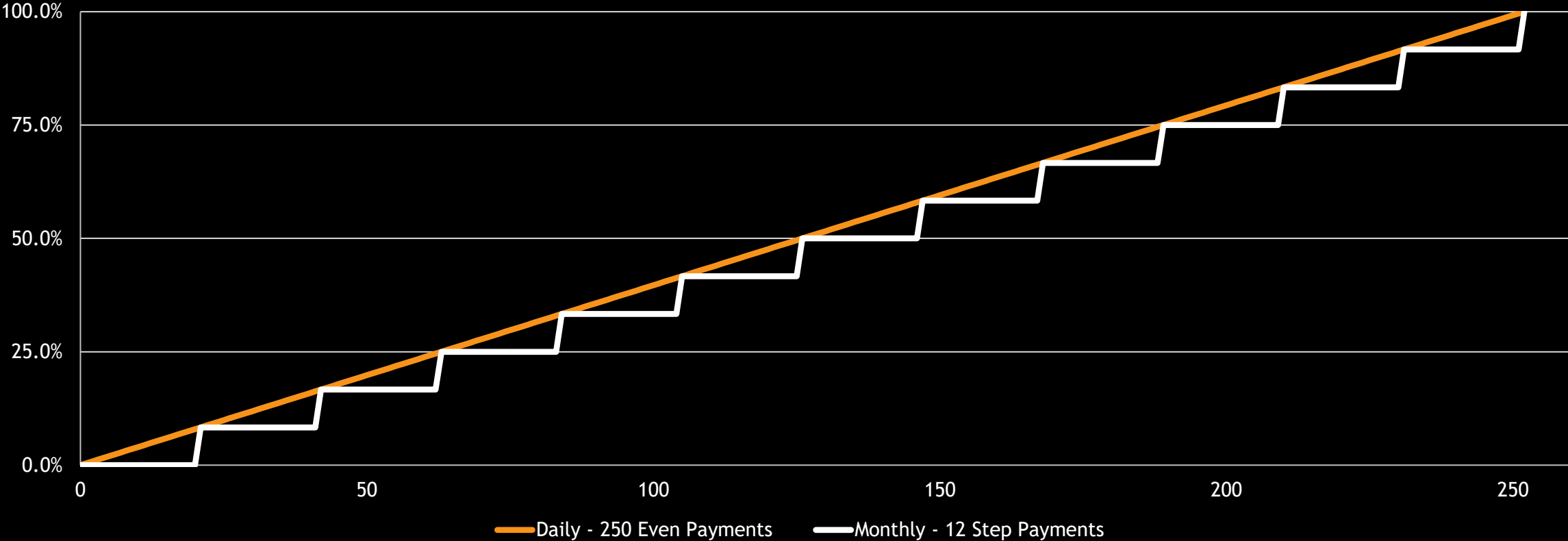
DAILY

cash-flow events per year



SAME TOTAL. SMOOTHER PATH.

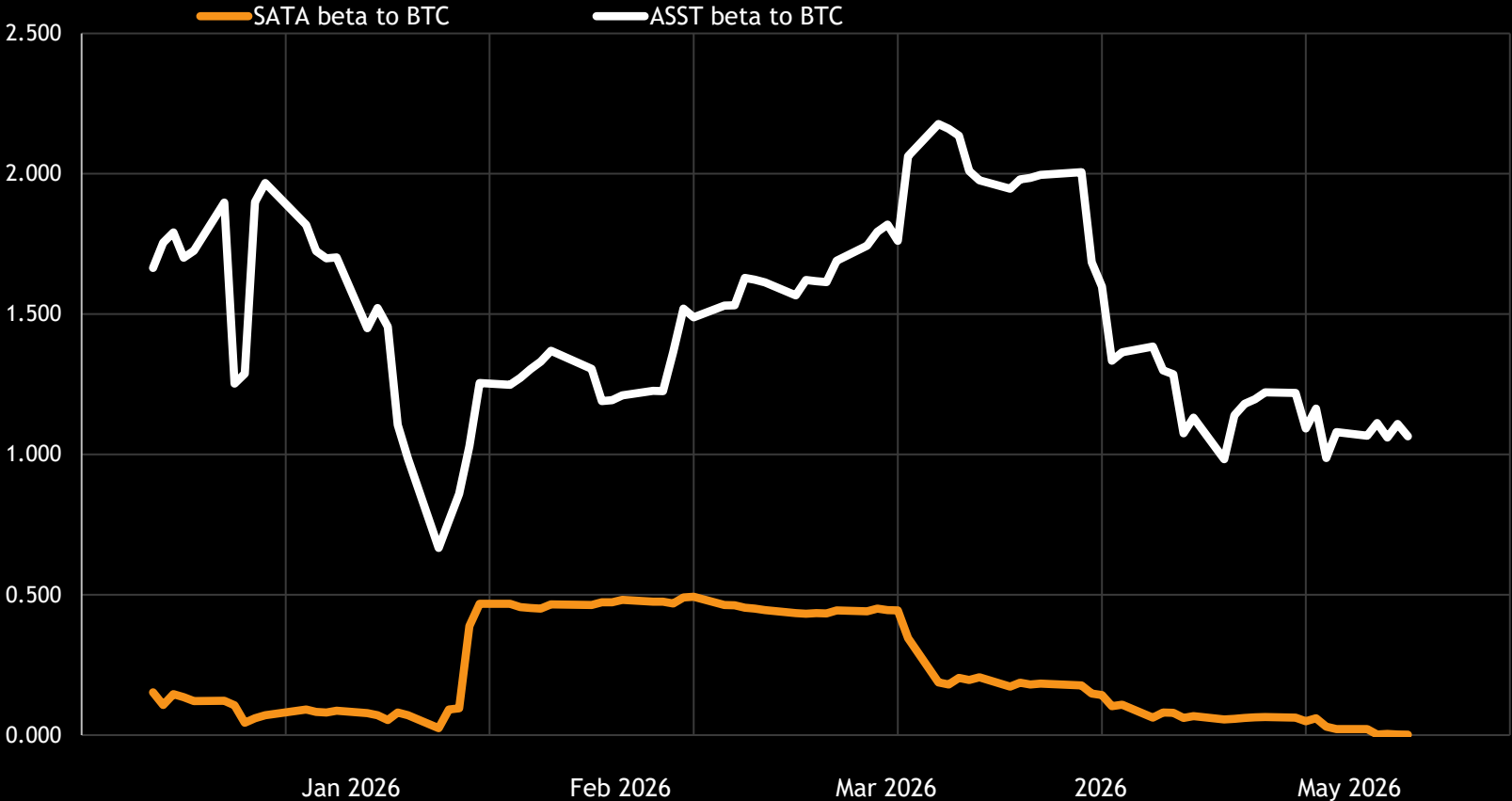
Cumulative dividend paid through the year · monthly stair-steps vs daily linear payments



**Mental model: SATA pays a fixed dollar amount every business day.
Dividend payments cease being a single monthly event and instead become a continuous stream of payments.**

ASST TRADES LIKE BITCOIN. SATA DOES NOT.

Daily returns since SATA IPO (Nov 10, 2025) · 30-day rolling beta to BTC-USD



FULL-PERIOD BETA TO BTC

ASST **1.53**

SATA **0.30**

ANNUALIZED VOLATILITY

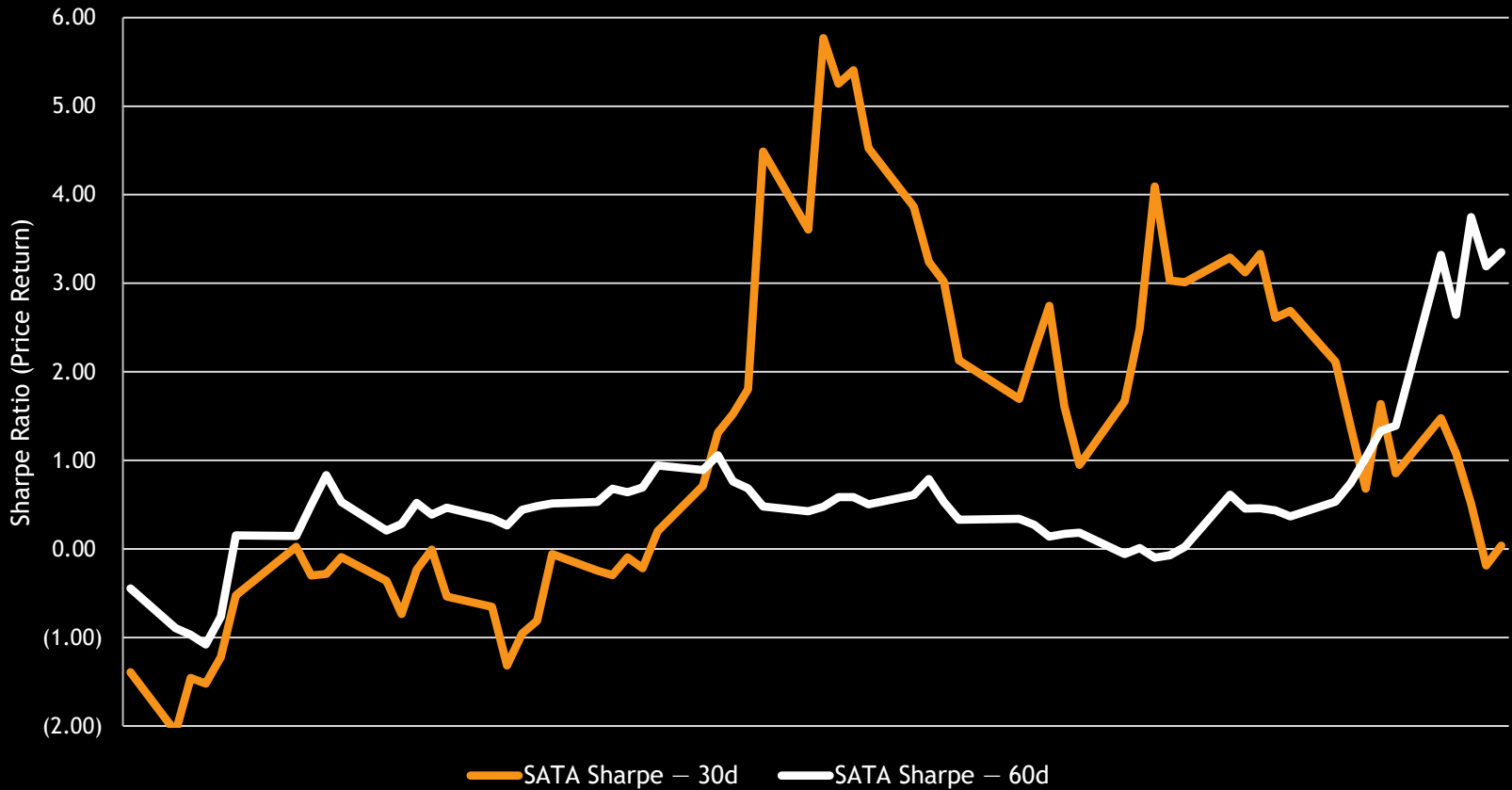
ASST **119%**

BTC **47%**

SATA **26%**

SATA SHARPE HOLDS, AND THE DIVIDEND DOES THE HEAVY LIFTING

Inception-to-date, price-only Sharpe = 0.56 · with daily dividend payment = 1.06



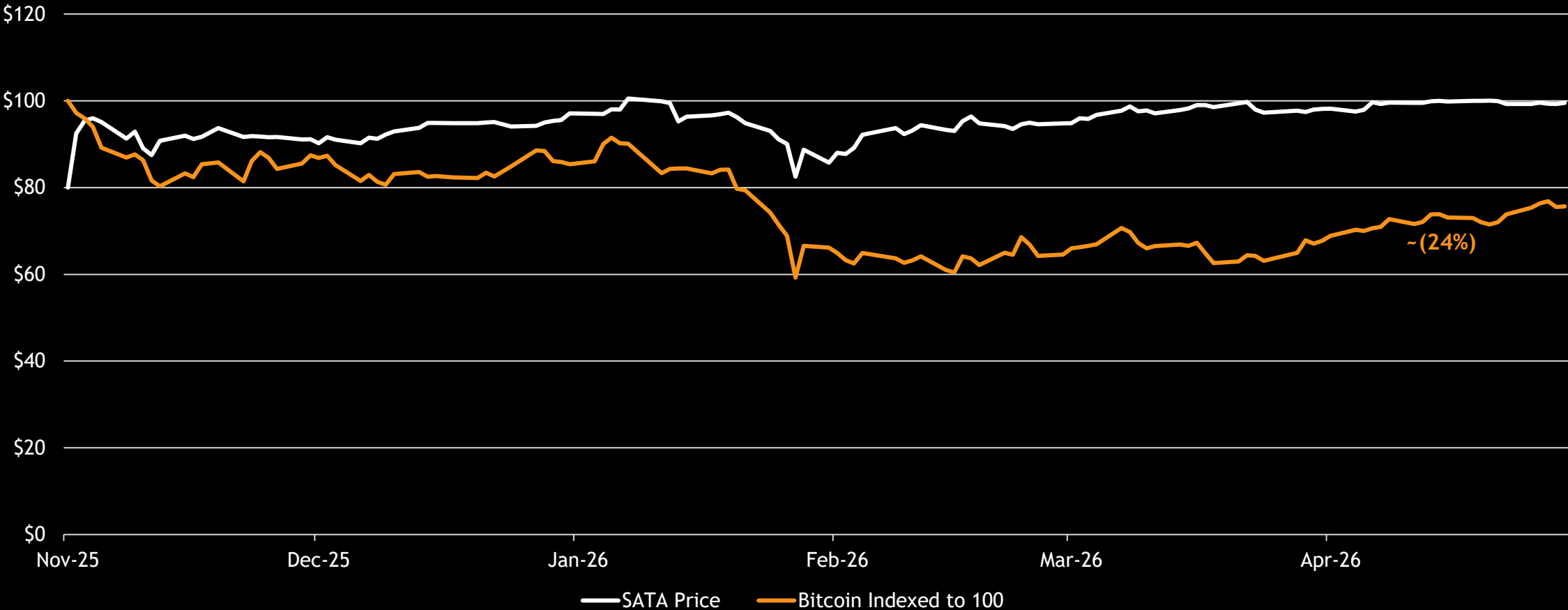
SHARPE · INCEPTION

Price-only
0.56

With daily dividend payment
1.06

Daily compounding extends the dividend advantage and dampens the price-volatility component further.

SATA TRADED NEAR PAR & PAID DIVIDENDS WHILE BTC FELL ~24%



DIVIDENDS PAID

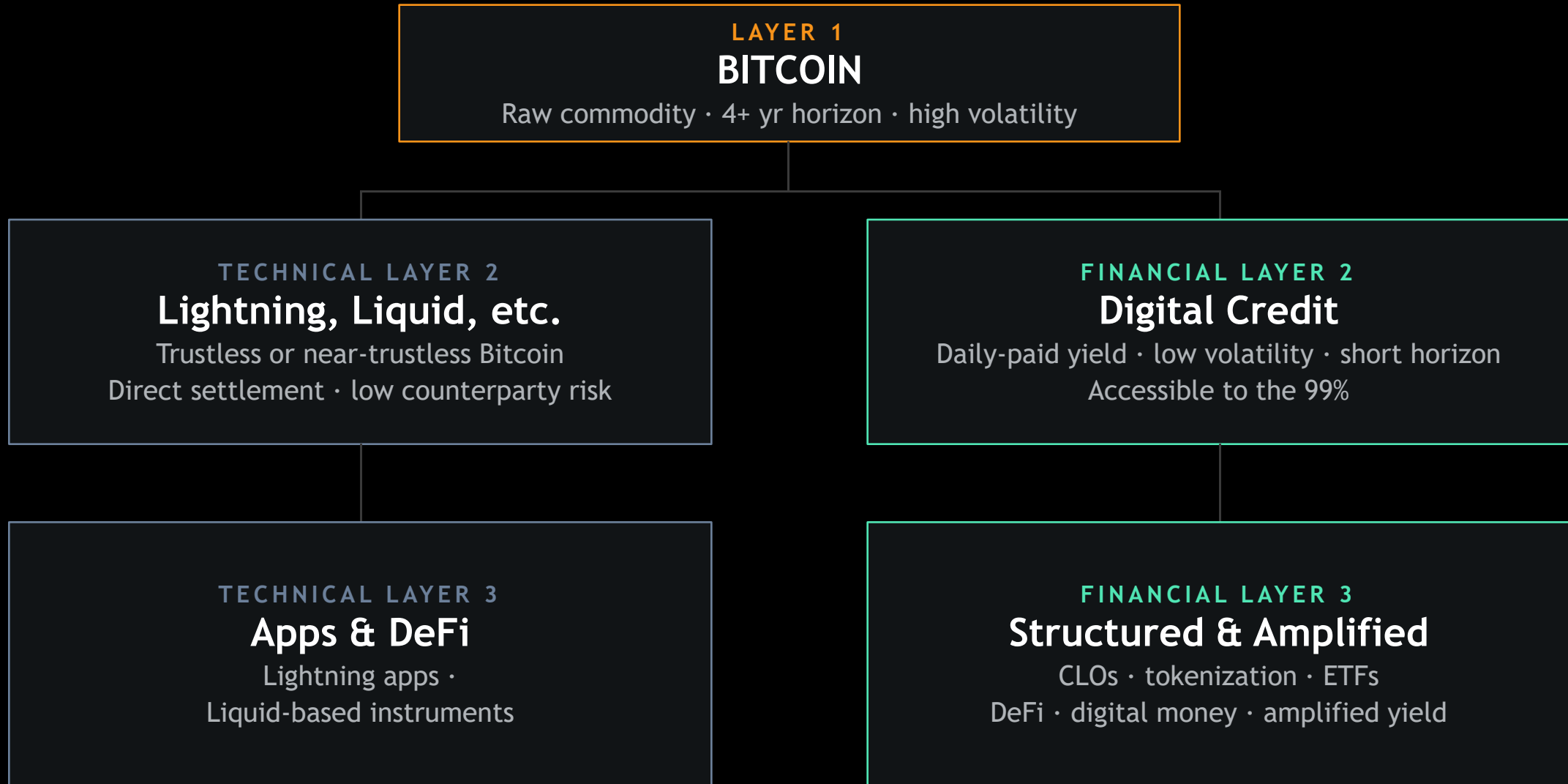
\$6.36 per share

Holders have received **\$6.36 per share¹** in ROC-dividends since inception, *income earned in addition to the price outperformance shown above.*

1. Figure includes May 15, 2026 dividend payment.

MORE UTILITY

DIGITAL CREDIT IS BITCOIN'S FINANCIAL LAYER 2



DAILY PAYMENT UNLOCKS DOWNSTREAM PRODUCTS

Daily dividends represent a building block for modern finance

ETFs

NAV-strike alignment

Daily payment matches fund NAV calculation

STABLECOINS

Yield-bearing tokens

Stablecoins can't pay yield. SATA pays 13% APR daily.

TOKENIZATION

Programmatic settlement

Fractional, real-time settlement aligns with daily payment

STRUCTURED

Notes & moderate duration

Continuous dividend is easier to place into structured wrappers than lumpy monthly cash flow.

MECHANICS

DAILY DIVIDEND CALCULATOR

July 2026 example — recalculated monthly

THE FORMULA

STATED AMOUNT

per share

\$100

ANNUAL RATE

stated dividend

13%

JULY 2026 BUSINESS DAYS

Business Days during month

22



DAILY DIVIDEND PER SHARE

\$0.04924...

$\$100 \times 13\% \div 12 \div 22$

HOW THE DIVIDEND AMOUNTS ARE CALCULATED

Daily holders are never paid less than monthly

OLD · MONTHLY DIVIDEND

Formula

$$\text{Price} \times \text{Annual rate} \div 12$$

With \$100 illustrative price

$$\$100 \times 13.00\% \div 12 = \$1.08333\dots$$

\$1.08333... per share / month

NEW · DAILY DIVIDEND

Formula

$$\text{Price} \times \text{Annual rate} \div 12 \div \text{Business Days}$$

With \$100 illustrative price · 22 illustrative business days/month¹

$$\$100 \times 13.00\% \div 12 \div 22 = \$0.04924\dots$$

\$0.04924... per share / day

ILLUSTRATIVE JULY 2026 PAYMENT SCHEDULE OF \$100,000 SATA INVESTMENT

The below demonstrates the payment schedule of 1,000 shares of SATA in July 2026

BEFORE

Monthly Schedule

PER PAYMENT


~\$1,083

FREQUENCY

1 payment on July 15th

CASH FLOW SHAPE

Lumpy — one large check per month, nothing in between



AFTER

Daily Schedule

PER PAYMENT

~\$49.24

FREQUENCY

22 payments throughout the month

CASH FLOW SHAPE

Steady — predictable income every Business Day

~\$49.24 * 22 daily payments = ~\$1,083 of Monthly Dividends

12-MONTH DAILY DIVIDEND FORECAST

Jul 2026 – Jun 2027 · daily rate recalculates each month from that month's business days · \$100 illustrative price

MONTH	BUSINESS DAYS	DAILY \$/SHARE	MONTHLY TOTAL
Jul 2026	22	\$0.04924..	\$1.0833..
Aug 2026	21	\$0.05158..	\$1.0833..
Sep 2026	21	\$0.05158..	\$1.0833..
Oct 2026	21	\$0.05158..	\$1.0833..
Nov 2026	19	\$0.05701..	\$1.0833..
Dec 2026	22	\$0.04924..	\$1.0833..

MONTH	BUSINESS DAYS	DAILY \$/SHARE	MONTHLY TOTAL
Jan 2027	19	\$0.05701..	\$1.0833..
Feb 2027	19	\$0.05701..	\$1.0833..
Mar 2027	22	\$0.04924..	\$1.0833..
Apr 2027	22	\$0.04924..	\$1.0833..
May 2027	20	\$0.05416..	\$1.0833..
Jun 2027	21	\$0.05158..	\$1.0833..

STUB PERIOD

June 16 - 30

10 business days · partial month

DAILY \$/SHARE

\$0.05416..

PERIOD TOTAL

\$0.54166.. per share

HOW YOUR DIVIDEND PAYMENTS ARE CHANGING

One last monthly dividend in June, then daily dividends starting June 16, 2026

PHASE 1 · LAST MONTHLY PAYMENT

Declared **May 13** → record **Jun 1** → paid **Jun 15**
\$1.0833.. / share (one-time monthly amount)

May 2026

S	M	T	W	T	F	S
					1	2
3	4	5	6	7	8	9
10	11	12	13	14	15	16
17	18	19	20	21	22	23
24	25	26	27	28	29	30
31						

PHASE 2 · DAILY DIVIDENDS BEGIN

Record date of **Jun 15** → paid **Jun 16**, every business day after
\$0.05416.. / share / day

June 2026

S	M	T	W	T	F	S
	1	2	3	4	5	6
7	8	9	10	11	12	13
14	15	16	17	18	19 Juneteenth	20
21	22	23	24	25	26	27
28	29	30				

- Final monthly record date (June 2026)
- US holiday / market closed
- Final monthly dividend payment dates (May & June 2026)
- Business Day
- Transition Period - no record dates

SATA DIVIDEND CALENDAR (MAY-OCT 2026)

May 2026

S	M	T	W	T	F	S
					1	2
3	4	5	6	7	8	9
10	11	12	13	14	15	16
17	18	19	20	21	22	23
24	25	26	27	28	29	30
31						

June 2026

S	M	T	W	T	F	S
	1	2	3	4	5	6
7	8	9	10	11	12	13
14	15	16	17	18	19	20
21	22	23	24	25	26	27
28	29	30				

July 2026

S	M	T	W	T	F	S
			1	2	3	4
5	6	7	8	9	10	11
12	13	14	15	16	17	18
19	20	21	22	23	24	25
26	27	28	29	30	31	

August 2026

S	M	T	W	T	F	S
						1
2	3	4	5	6	7	8
9	10	11	12	13	14	15
16	17	18	19	20	21	22
23	24	25	26	27	28	29
30	31					

September 2026

S	M	T	W	T	F	S
		1	2	3	4	5
6	7	8	9	10	11	12
13	14	15	16	17	18	19
20	21	22	23	24	25	26
27	28	29	30			

October 2026

S	M	T	W	T	F	S
				1	2	3
4	5	6	7	8	9	10
11	12	13	14	15	16	17
18	19	20	21	22	23	24
25	26	27	28	29	30	31

- Transition Period - no record dates
- Final monthly dividend payment dates (May & June 2026)
- Final monthly record date (June 2026)
- Weekday that isn't a Business Day
- Business Day

SATA DIVIDEND CALENDAR (NOV 2026- 2027)

November 2026

S	M	T	W	T	F	S
1	2	3	4	5	6	7
8	9	10	11 Veterans Day	12	13	14
15	16	17	18	19	20	21
22	23	24	25	26 Thanksgiving	27	28
29	30					

December 2026

S	M	T	W	T	F	S
		1	2	3	4	5
6	7	8	9	10	11	12
13	14	15	16	17	18	19
20	21	22	23	24	25 Christmas	26
27	28	29	30	31		

January 2027

S	M	T	W	T	F	S
					1 New Years	2
3	4	5	6	7	8	9
10	11	12	13	14	15	16
17	18 MLK Day	19	20	21	22	23
24	25	26	27	28	29	30
31						

February 2027

S	M	T	W	T	F	S
	1	2	3	4	5	6
7	8	9	10	11	12	13
14	15 Presidents Day	16	17	18	19	20
21	22	23	24	25	26	27
28						

March 2027

S	M	T	W	T	F	S
	1	2	3	4	5	6
7	8	9	10	11	12	13
14	15	16	17	18	19	20
21	22	23	24	25	26 Good Friday	27
28	29	30	31			

April 2027

S	M	T	W	T	F	S
				1	2	3
4	5	6	7	8	9	10
11	12	13	14	15	16	17
18	19	20	21	22	23	24
25	26	27	28	29	30	

- Weekday that isn't a Business Day
- Business Day

SATA DIVIDEND CALENDAR (MAY-OCT 2027)

May 2027

S	M	T	W	T	F	S
						1
2	3	4	5	6	7	8
9	10	11	12	13	14	15
16	17	18	19	20	21	22
23	24	25	26	27	28	29
30	31					

June 2027

S	M	T	W	T	F	S
		1	2	3	4	5
6	7	8	9	10	11	12
13	14	15	16	17	18	19
20	21	22	23	24	25	26
27	28	29	30			

July 2027

S	M	T	W	T	F	S
				1	2	3
4	5	6	7	8	9	10
11	12	13	14	15	16	17
18	19	20	21	22	23	24
25	26	27	28	29	30	31

August 2027



S	M	T	W	T	F	S
1	2	3	4	5	6	7
8	9	10	11	12	13	14
15	16	17	18	19	20	21
22	23	24	25	26	27	28
29	30	31				

September 2027

S	M	T	W	T	F	S
			1	2	3	4
5	6	7	8	9	10	11
12	13	14	15	16	17	18
19	20	21	22	23	24	25
26	27	28	29	30		

October 2027

S	M	T	W	T	F	S
					1	2
3	4	5	6	7	8	9
10	11	12	13	14	15	16
17	18	19	20	21	22	23
24	25	26	27	28	29	30
31						

-  Weekday that isn't a Business Day
-  Business Day

SATA DIVIDEND CALENDAR (NOV 2027- 2028)

November 2027

S	M	T	W	T	F	S
	1	2	3	4	5	6
7	8	9	10	11 Veterans Day	12	13
14	15	16	17	18	19	20
21	22	23	24	25 Thanksgiving	26	27
28	29	30				

December 2027

S	M	T	W	T	F	S
			1	2	3	4
5	6	7	8	9	10	11
12	13	14	15	16	17	18
19	20	21	22	23	24 Christmas	25
26	27	28	29	30	31 New Years	

January 2028

S	M	T	W	T	F	S
						1
2	3	4	5	6	7	8
9	10	11	12	13	14	15
16	17 MLK Day	18	19	20	21	22
23	24	25	26	27	28	29
30	31					

February 2028

S	M	T	W	T	F	S
		1	2	3	4	5
6	7	8	9	10	11	12
13	14	15	16	17	18	19
20	21 Presidents Day	22	23	24	25	26
27	28	29				

March 2028

S	M	T	W	T	F	S
			1	2	3	4
5	6	7	8	9	10	11
12	13	14	15	16	17	18
19	20	21	22	23	24	25
26	27	28	29	30	31	

April 2028

S	M	T	W	T	F	S
						1
2	3	4	5	6	7	8
9	10	11	12	13	14 Good Friday	15
16	17	18	19	20	21	22
23	24	25	26	27	28	29
30						

Weekday that isn't a Business Day
 Business Day

SATA DIVIDEND CALENDAR (MAY-OCT 2028)

May 2028

S	M	T	W	T	F	S
	1	2	3	4	5	6
7	8	9	10	11	12	13
14	15	16	17	18	19	20
21	22	23	24	25	26	27
28	29 Memorial Day	30	31			

June 2028

S	M	T	W	T	F	S
				1	2	3
4	5	6	7	8	9	10
11	12	13	14	15	16	17
18	19 Juneteenth	20	21	22	23	24
25	26	27	28	29	30	

July 2028

S	M	T	W	T	F	S
						1
2	3	4 Independence Day	5	6	7	8
9	10	11	12	13	14	15
16	17	18	19	20	21	22
23	24	25	26	27	28	29
30	31					

August 2028

S	M	T	W	T	F	S
		1	2	3	4	5
6	7	8	9	10	11	12
13	14	15	16	17	18	19
20	21	22	23	24	25	26
27	28	29	30	31		

September 2028

S	M	T	W	T	F	S
					1	2
3	4 Labor Day	5	6	7	8	9
10	11	12	13	14	15	16
17	18	19	20	21	22	23
24	25	26	27	28	29	30

October 2028

S	M	T	W	T	F	S
1	2	3	4	5	6	7
8	9 Columbus Day	10	11	12	13	14
15	16	17	18	19	20	21
22	23	24	25	26	27	28
29	30	31				

Weekday that isn't a Business Day
 Business Day

SATA DIVIDEND CALENDAR (NOV-DEC 2028)

November 2028

S	M	T	W	T	F	S
			1	2	3	4
5	6	7	8	9	10 Veterans Day	11
12	13	14	15	16	17	18
19	20	21	22	23 Thanksgiving	24	25
26	27	28	29	30		

December 2028

S	M	T	W	T	F	S
					1	2
3	4	5	6	7	8	9
10	11	12	13	14	15	16
17	18	19	20	21	22	23
24	25 Christmas	26	27	28	29	30
31						

- Weekday that isn't a Business Day
- Business Day

RECORD DATES & PAYMENT DATES — HOLIDAY WEEK

Week of June 29, 2026 — Independence Day observed on Friday July 3

DAY	RECORD DATE (COB)	PAYMENT DATE	DAILY DIV
Mon Jun 29	Fri Jun 26	Mon Jun 29	\$0.05158..
Tue Jun 30	Mon Jun 29	Tue Jun 30	\$0.05158..
Wed Jul 1	Tue Jun 30	Wed Jul 1	\$0.04924..
Thu Jul 2	Wed Jul 1	Thu Jul 2	\$0.04924..
Fri Jul 3		Independence Day	
Sat Jul 4	—	—	—
Sun Jul 5	—	—	—
Mon Jul 6	Thu Jul 2	Mon Jul 6	\$0.04924..

MONTH-END PAYMENT CHANGE

Daily rate steps from **\$0.05158..** (June, 21 Business Days) to **\$0.04924..** (July, 22 Business Days).

WHAT TO NOTICE — HOLIDAY

Fri Jul 3 is closed for Independence Day. No record date, no payment, no daily dividend.

THE "HOLIDAY HOP"

Mon Jul 6's **record date** skips back to **Thu Jul 2** — the closing price of the prior business day determines who gets paid.

RECORD DATES & PAYMENT DATES — NORMAL WEEK

Week of July 13, 2026 — every weekday is a regular dividend period

DAY	RECORD DATE (COB)	PAYMENT DATE	DAILY DIV
Mon Jul 13	Fri Jul 10	Mon Jul 13	\$0.04924..
Tue Jul 14	Mon Jul 13	Tue Jul 14	\$0.04924..
Wed Jul 15	Tue Jul 14	Wed Jul 15	\$0.04924..
Thu Jul 16	Wed Jul 15	Thu Jul 16	\$0.04924..
Fri Jul 17	Thu Jul 16	Fri Jul 17	\$0.04924..
Sat Jul 18	—	—	—
Sun Jul 19	—	—	—

WHAT TO NOTICE

Every weekday gets paid.

Each **Record Date** is the close of the prior Business Day. The **Payment Date** is the same Business Day.

Saturday and Sunday are skipped — no record, no payment, no dividend accrues.



Thank You